

# Celina Fast Facts

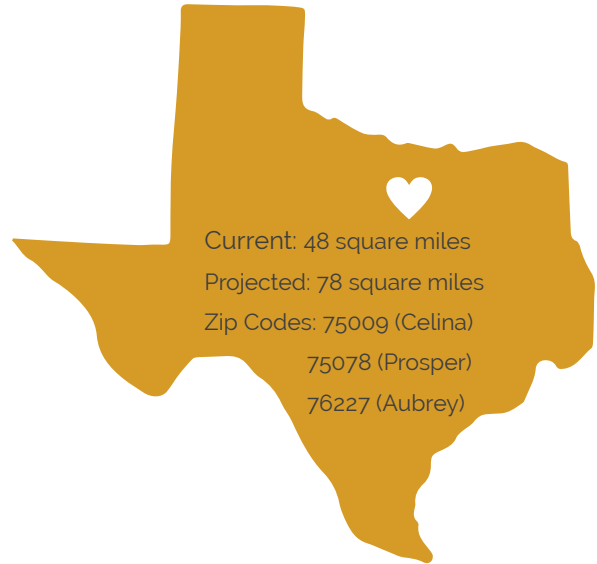
Updated May 2023



## Population

	City Limits	Service Area
Population 2023	34,776	43,126
Population 2027	72,096	84,373

Trade Area: 135,933 (10 mile)  
 2022 Single Family Permits: 1,650  
 Buildout Population: 380,000



## Demographics

Median Age: 37

### Education

48% Bachelor's/Grad/Prof Degree  
 28% Some College  
 20% High School Graduate

Median Household Income: \$126,474  
 Average Home Value: \$576,960



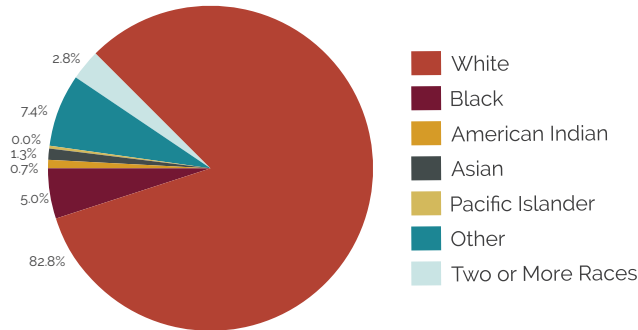
## Transportation

### Airports

Dallas Love Field Airport – 38.6 Miles/45 Min  
 DFW Airport – 37.4 Miles/45 Min

### Major Highways

N/S: Dallas North Tollway, US 289, FM 1385, FM 2478  
 E/W: FM 428, FM 455, Outer Loop (Open from Huddleston - Custer)



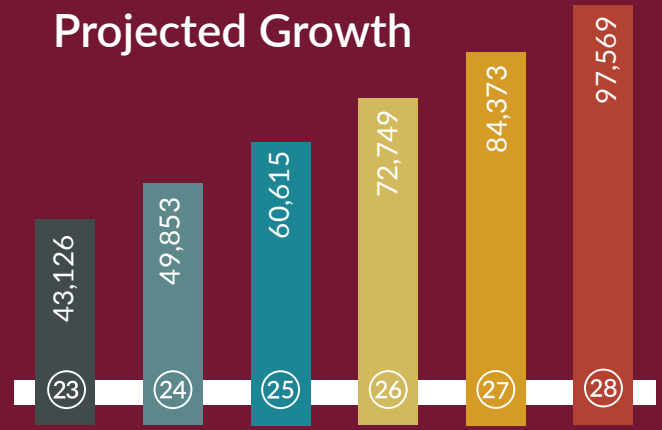
## Education

Celina ISD: 1 high school, 1 middle school, and 3 elementary schools

Prosper ISD (in Celina): 3 elementary schools

Collin College: Celina Campus (open August 2021)

## Projected Growth



## Market Subdivision Data (3-Mile Radius)

Town of Prosper				City of Celina			
Subdivision Name	Occupied Homes	Inv/Design/Construction	Total Lots at Buildout	Subdivision Name	Occupied Homes	Inv/Design/Construction	Total Lots at Buildout
Glenbrook Estates	399	-	399	Sutton Fields	1,514	963	2,743
Preserve at Doe Creek	121	-	121	Highland Trails	-	-	578
Windsong Ranch	2,073	850	3,300	Edgewood Creek	-	228	850
Artesia	1,600	-	1,600	Green Meadows	276	483	4,500
Park Place	-	-	206	Mosaic	-	664	2,400
Prosper Hills	-	-	170	Creeks of Legacy	945	95	1,040
Villages at Legacy	682	171	876	Cambridge Crossing*	307	372	1,600
Star Trails	980	206	1,870	Legacy Hills	-	2,301	7,000
Legacy Gardens	110	24	650	Razor Ranch	-	-	3,800
Lakes of Prosper	633	-	633	North Preston Lake Estates	97	-	97
Village at Prosper Trail	166	-	166	North Sky	-	323	783
Tanners Mill	306	9	315	Hubbard	-	-	766
Wildwood Estates	200	-	200	La Terra*	-	385	400
Saddle Creek	188	-	188	Villages/N Square at Uptown*	-	318	1,700
Preston Lakes	100	-	100	The Heights at Uptown*	-	237	518
Crestview	77	-	77	Town of Celina*	700	-	700
Trails of Prosper	137	-	137	Parkside*	200	-	200
Cambridge	-	201	201	Greenway*	246	85	372
Frontier Estates	212	55	267	Glenn Crossing*	386	2	413
Falls of Prosper	148	-	148	The Columns*	261	-	261
Highland Meadows	112	-	112	Light Farms*	2,285	352	2,699
Gentle Creek Estates	557	-	557	Lily Estates	-	-	316
Deer Run	89	-	89	Homestead at Ownsby Farms*	352	7	373
Quail Lake	29	-	29	Serenade	-	-	1,100
Parkside	160	-	160	Wildwood	95	-	95
Cedar Ridge Estates	109	-	109	Launa Ranch	-	-	1,700
Chappel Hill	107	-	107	Chalk Hill	143	292	440
Willow Ridge	508	-	508	Buffalo Ridge	190	40	240
Lakes of La Cima	938	-	938	DC Ranch	130	-	130
Whitley Place	553	-	553	Rainwater Crossing	-	-	2,200
Brook Hollow	469	356	2,500	Kirk/Collins Ranch*	-	-	5,362
				Morgan Lake Estates*	60	-	60
				Heritage*	336	-	336
				Hillside Village*	-	256	289
				Cross Creek Meadows*	-	553	821
				Parks at Wilson Creek*	-	286	2,000
				Carter Ranch*	838	-	838
				Celina Hills*	-	162	279
				Bluewood*	806	-	900
				Lilyana*	640	512	1,350
				Wilson Creek Meadows*	86	264	350
				Ten Mile Creek*	-	305	456
				Mustang Lakes*	953	497	3,400
				Wellspring Estates	115	154	296
				<b>Totals</b>	<b>3-Mi Radius*</b>		<b>Market</b>
				Occupied Homes	8,456	28,033	
				Inventory/Design/Construction	4,593	13,093	
				Total Lots at Buildout	25,677	86,101	
City of Aubrey ETJ				City of Pilot Point ETJ			
Subdivision Name	Occupied Homes	Inv/Design/Construction	Total Lots at Buildout	Subdivision Name	Occupied Homes	Inv/Design/Construction	Total Lots at Buildout
Sandbrook Ranch	1,182	476	2,500	Mobberly Farms	203	283	1,900
Winn Ridge	1,478	268	1,746	Bryson Ranch	-	-	4,200
Arrow Brooke	1,446	58	1,718				

## Market Subdivision Data (5-Mile Radius)

Town of Prosper				City of Celina			
Subdivision Name	Occupied Homes	Inv/Design/Construction	Total Lots at Buildout	Subdivision Name	Occupied Homes	Inv/Design/Construction	Total Lots at Buildout
Glenbrook Estates	399	-	399	Sutton Fields	1,514	963	2,743
Preserve at Doe Creek	121	-	121	Highland Trails	-	-	578
Windsong Ranch	2,073	850	3,300	Edgewood Creek	-	228	850
Artesia	1,600	-	1,600	Green Meadows*	276	483	4,500
Park Place	-	-	206	Mosaic*	-	664	2,400
Prosper Hills	-	-	170	Creeks of Legacy*	945	95	1,040
Villages at Legacy	682	171	876	Cambridge Crossing*	307	372	1,600
Star Trails*	980	206	1,870	Legacy Hills*	-	2,301	7,000
Legacy Gardens*	110	24	650	Razor Ranch	-	-	3,800
Lakes of Prosper*	633	-	633	North Preston Lake Estates*	97	-	97
Village at Prosper Trail*	166	-	166	North Sky*	-	323	783
Tanners Mill*	306	9	315	Hubbard*	-	-	766
Wildwood Estates*	200	-	200	La Terra*	-	385	400
Saddle Creek*	188	-	188	Villages/N Square at Uptown*	-	318	1,700
Preston Lakes*	100	-	100	The Heights at Uptown*	-	237	518
Crestview*	77	-	77	Town of Celina*	700	-	700
Trails of Prosper*	137	-	137	Parkside*	200	-	200
Cambridge*	-	201	201	Greenway*	246	85	372
Frontier Estates*	212	55	267	Glenn Crossing*	386	2	413
Falls of Prosper*	148	-	148	The Columns*	261	-	261
Highland Meadows*	112	-	112	Light Farms*	2,285	352	2,699
Gentle Creek Estates*	557	-	557	Lily Estates	-	-	316
Deer Run*	89	-	89	Homestead at Ownsby Farms*	352	7	373
Quail Lake*	29	-	29	Serenade	-	-	1,100
Parkside*	160	-	160	Wildwood	95	-	95
Cedar Ridge Estates*	109	-	109	Launa Ranch	-	-	1,700
Chappel Hill*	107	-	107	Chalk Hill*	143	292	440
Willow Ridge	508	-	508	Buffalo Ridge*	190	40	240
Lakes of La Cima	938	-	938	DC Ranch*	130	-	130
Whitley Place	553	-	553	Rainwater Crossing*	-	-	2,200
Brook Hollow	469	356	2,500	Kirk/Collins Ranch*	-	-	5,362
				Morgan Lake Estates*	60	-	60
				Heritage*	336	-	336
				Hillside Village*	-	256	289
				Cross Creek Meadows*	-	553	821
				Parks at Wilson Creek*	-	286	2,000
				Carter Ranch*	838	-	838
				Celina Hills*	-	162	279
				Bluewood*	806	-	900
				Lilyana*	640	512	1,350
				Wilson Creek Meadows*	86	264	350
				Ten Mile Creek*	-	305	456
				Mustang Lakes*	953	497	3,400
				Wellspring Estates*	115	154	296
				<b>Totals</b>	<b>5-Mi Radius*</b>		<b>Market</b>
				Occupied Homes	14,809		28,070
				Inventory/Design/Construction	9,495		13,148
				Total Lots at Buildout	51,674		86,091
City of Aubrey ETJ				City of Pilot Point ETJ			
Subdivision Name	Occupied Homes	Inv/Design/Construction	Total Lots at Buildout	Subdivision Name	Occupied Homes	Inv/Design/Construction	Total Lots at Buildout
Sandbrook Ranch	1,182	476	2,500	Mobberly Farms	203	283	1,900
Winn Ridge	1,478	268	1,746	Bryson Ranch	-	-	4,200
Arrow Brooke	1,446	58	1,718				

The information was obtained from sources deemed reliable; however, Weitzman has not verified it and makes no guarantees, warranties or representations as to the completeness or accuracy thereof. The presentation of this real estate information is subject to errors, omissions, change of price, prior sale or lease, or withdrawal without notice. You and your advisors should conduct a careful independent investigation of the property to determine if it is suitable for your intended purpose.

# CELINA SUMMIT CROSSING | NEQ W PRESTON RD & GLENDENNING PKWY, CELINA, TX 75009

## Multifamily Units (3-Mile Radius)

Project Name	Building Type	Units		
		Open	U/C	Future
Prose Frontier	Urban Edge	324		
Avilla Parkway	Single Family Rental	108		
Owensby Luxury Rental	Urban Edge		367	376
Parc Haus	Single Family Rental	186		
Avilla Grove	Single Family Rental	200		
Atlas Bluewood	Urban Edge	272		
One Preston Station	Urban Edge	240		
Amavi Wilson Creek	Single Family Rental	155		
Westgate	Urban Edge		345	
Christopher Todd	Single Family Rental		256	
Praire Trail	Urban Edge			264
Northside at Roller Town	Urban Edge			500
The Depot	Urban Edge			386
Celina 15	Urban Edge			267
Highfield Preston	Urban Edge		250	
<b>Totals</b>		<b>1,485</b>	<b>1,218</b>	<b>1,793</b>